


# Responding to an Opioid Overdose

When & How to Administer Naloxone (Narcan)



[www.KnowOverdoseNC.com](http://www.KnowOverdoseNC.com)

## Signs of a Potential Opioid Overdose

- ⚠️ Unresponsive to sound or touch
- ⚠️ Slow, irregular, or stopped breathing
- ⚠️ Cold, pale, clammy skin
- ⚠️ Slow heartbeat
- ⚠️ Blue/gray lips or fingertips



Naloxone is safe to use even if the person is not having an opioid overdose



## Free Naloxone (Narcan) Resources (Call/Text)

Nevada County Public Health  
530-388-6364

Yuba Harm Reduction Collective  
530-362-8163

The Speedy Foundation (Truckee)  
208-471-8904

## Administering Naloxone (Narcan)

- 1 **Peel** back packaging & remove the device. Hold the device with your thumb on the bottom of the plunger and two fingers on the nozzle. 
- 2 **Place** & hold the tip of the nozzle into either nostril until your fingers touch the bottom of the person's nose. 
- 3 **Press** the plunger firmly to release the dose.
- 4 **Rescue breaths.** On back, every 5 seconds.
- 5 If after 2-3 minutes they are still unresponsive, give a **2nd dose** in the alternate nostril.
- 6 Once breathing, place person on their side in the **recovery position** to prevent choking.

**Always call  
9-1-1**

